



***“Communication,
at your fingertips.”***



The Telecor **Visual Console** application integrates the functionality of a Console into the dynamic framework of a PC. By Utilizing an easy-to-use graphical interface, routine call processing, paging, audio program distribution, bell scheduling, as well as emergency operations are all simplified through this Windows®-based application.

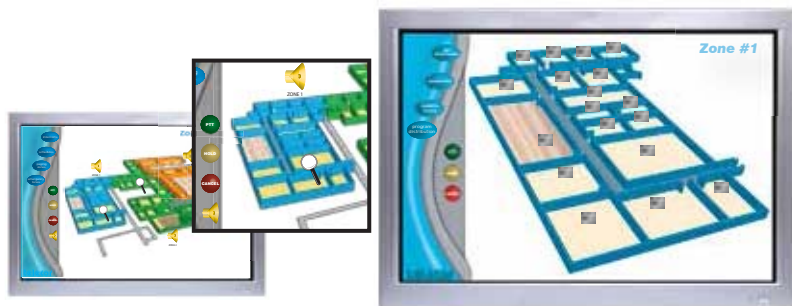
Features

- Select Views
- Customizable Operating Screen
 - Emergency Functions
 - Scheduling
 - Selective Paging
- Two Way Intercom Communication
- Automated Program Distribution



Visual Console

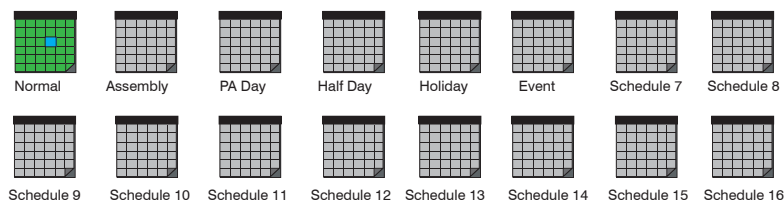
Select Views



Emergency Functions



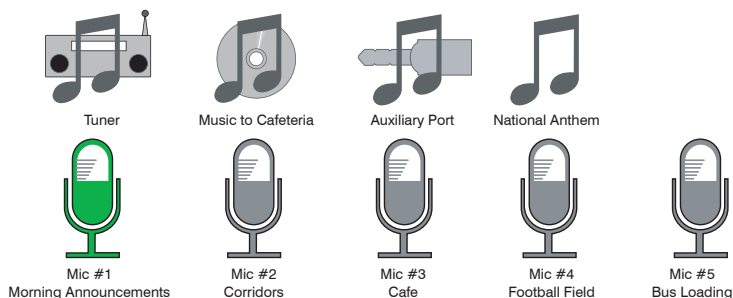
Scheduling



Selective Paging



Automated Program Distribution



Visual Console allows you to create an operating screen based on the geographical layout of the facility. While the Main Screen displays the most frequently used functions, you can also customize your operating screen by adding, duplicating or removing icons to suit your needs. You can zoom in or out of a particular view easily to locate a particular room for an intercom call, or a specific paging area. Icons representing intercom stations change color to show incoming and active calls on the system, as well as prompting the user through the various operations.

In the event of an emergency, administrative staff will be able to notify the occupants of the school with the click of a button. Staff can either distribute a combination of an emergency tone, text message and pre-recorded message throughout the school, all from the click of a mouse.

Bell schedules are clearly organized and named. Administrators can glance at their screen and see instantly which schedule is active. They can also activate or de-activate schedules directly from the screen.

Paging Zones are clearly identified with icons, labeled with a name or location. Paging is initiated quickly by clicking on the icons of the zones to be paged and initiating a voice announcement. Zone selection and page activation are all acknowledged with change of color of the icons, ensuring unerring operation.

Distributing Audio Programs to various locations in the facility is simplified with Visual Console. Frequent or repetitive operations can be stored into memory and recalled by clicking on icons which represent the specific function. This eliminates the cumbersome dialing sequences associated with distributing programs from traditional telephone type keypads.

telecor™
www.telecor.com

In the USA: 2434 Jerauld Avenue, Niagara Falls, New York 14305 Phone: (716) 285-8272 Fax: (716) 285-8287
In Canada: 1114 Westport Crescent, Mississauga, Ontario L5T 1G1 Phone: (905) 564-0801 Fax: (905) 564-0806



**Visual
Console**